

Scaled data based on original data using  
LM-79-08 Approved Method: Electrical and Photometric Measurements of Solid-  
State Lighting Products

Test Report Prepared for  
Cooper Lighting Solutions  
(formerly Eaton)

Brand: McGRAW-EDISON

Report Number: P228056

Luminaire Tested: **ISS-AF-600-LED-E1-SL2-8030-ULG**

Issue Date: 3/3/2020

**Test Information**

Test Method: LM-79-08  
Report Number: P228056  
TEST IS SCALED FROM IESNA LM-79-08 TEST DATA (P29761)-DOWNLIGHT AND  
Test Lab: INNOVATION CENTER-P2  
Issue Date: 3/3/2020  
Manufacturer: COOPER LIGHTING SOLUTIONS (FORMERLY EATON)  
Product Line: MCGRAW-EDISON  
Catalog Number: ISS-AF-600-LED-E1-SL2-8030-ULG  
Description: IMPACT ELITE LED QUATER SPHERE LUMINAIRE WITH UPLIGHT  
LIGHT SQUARE WITH ACCULED OPTICS-TYPE II W/SPILL CONTROL, WITH UPLIGHT  
GLOW  
Light Source: (16) 3000K CCT, 80 CRI LEDs and (1) UPLIGHT LED  
Ballast/Driver: ELECTRONIC DRIVER

**Summary**

Lumens per Lamp: N/A  
Luminaire Lumens: 4443.2 lumens  
Efficiency: N/A  
Efficacy: 88.2 lumens/watt  
Luminous Opening: Rectangular w/ Sides (W: 0.5' x L: 0.5' x H: 0.54')  
IES Classification: Type III - Medium - Non-Cutoff  
BUG Rating: B1 - U5 - G1  
  
Input Watts (W): 50.4  
Input Voltage (V): 120  
Input Current (Ain): NR  
Voltage Rise (V): NR  
Power Factor: NR  
Total Harmonic Distortion (THDi): NR  
Frequency (hertz): 60  
Stabilization Time: NR  
Operation Time: NR  
Ambient Temperature (°C): NR  
Test Distance: 25 FT

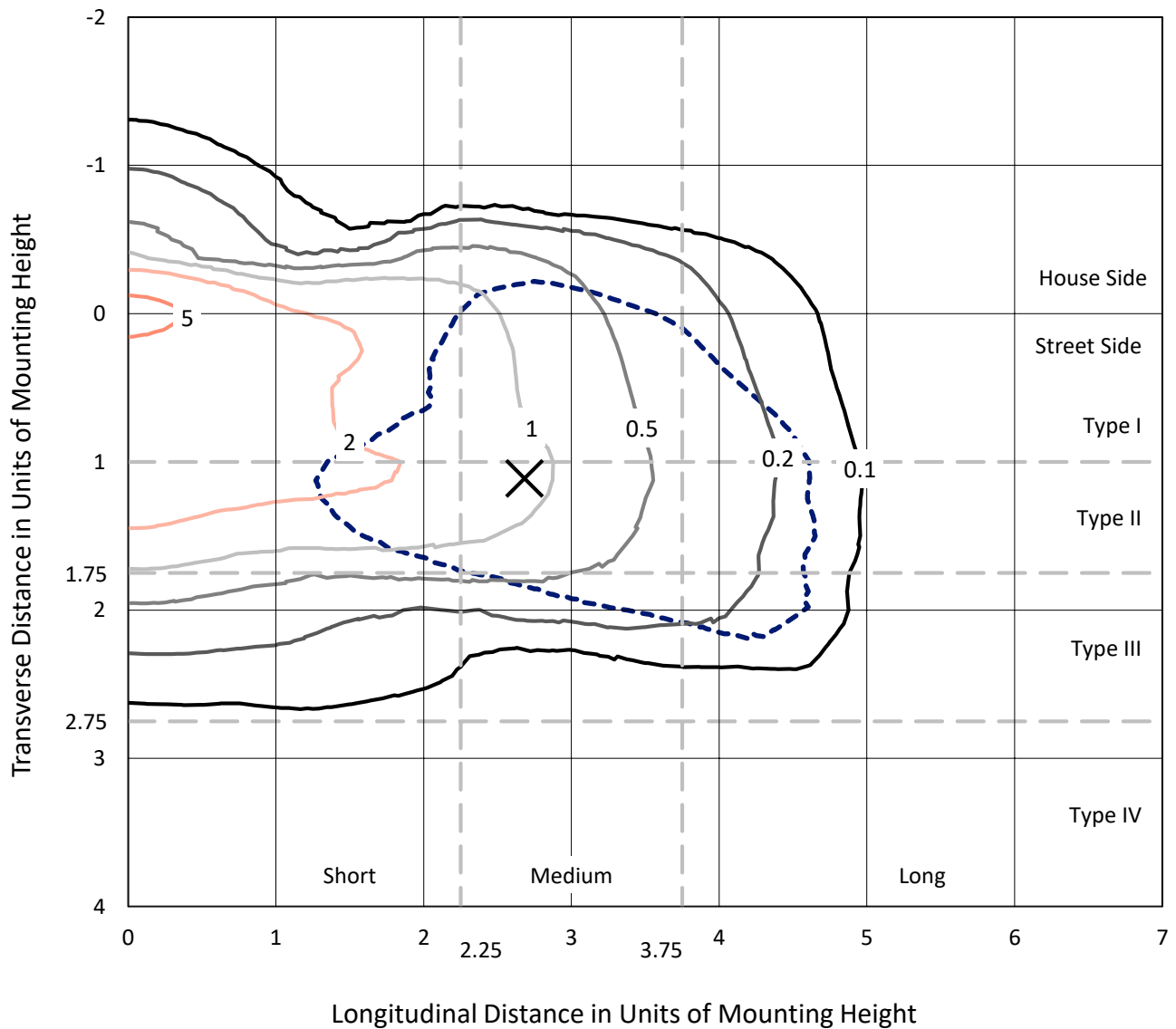


REPORT NUMBER: P228056

CATALOG NUMBER: ISS-AF-600-LED-E1-SL2-8030-ULG

### Iso-Footcandle Lines of Horizontal Illumination

✕ Max cd  
 - - - 1/2 Max cd

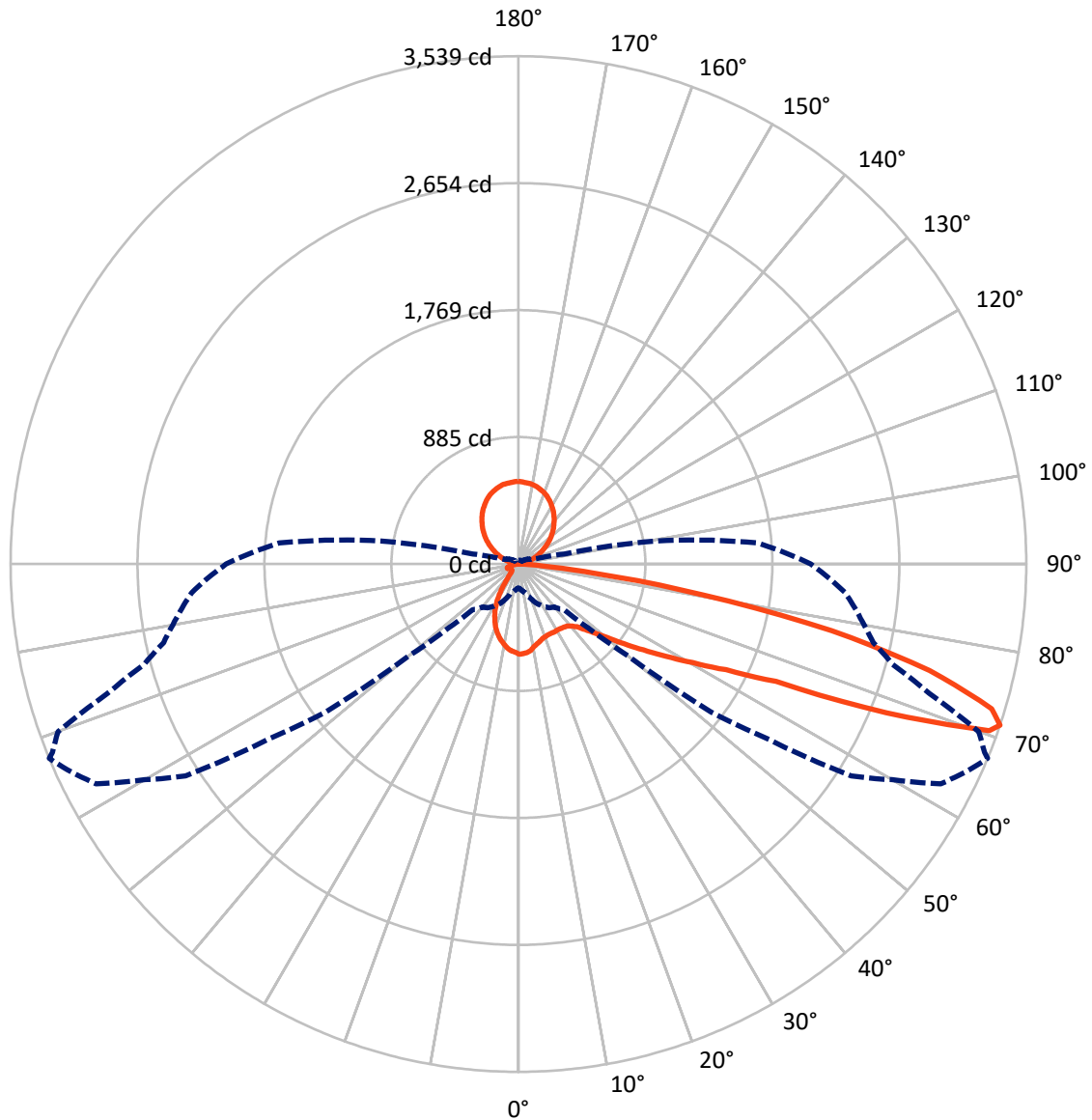


Based on 10 foot mounting height. Maximum calculated value = 6.3 fc  
 Type III - Medium - Non-Cutoff

REPORT NUMBER: P228056

CATALOG NUMBER: ISS-AF-600-LED-E1-SL2-8030-ULG

### Luminous Intensity Polar Plot



— Vertical Plane Through 67.5-Deg Lateral    - - - Horizontal Cone Through 71-Deg Vertical

REPORT NUMBER: P228056

CATALOG NUMBER: ISS-AF-600-LED-E1-SL2-8030-ULG

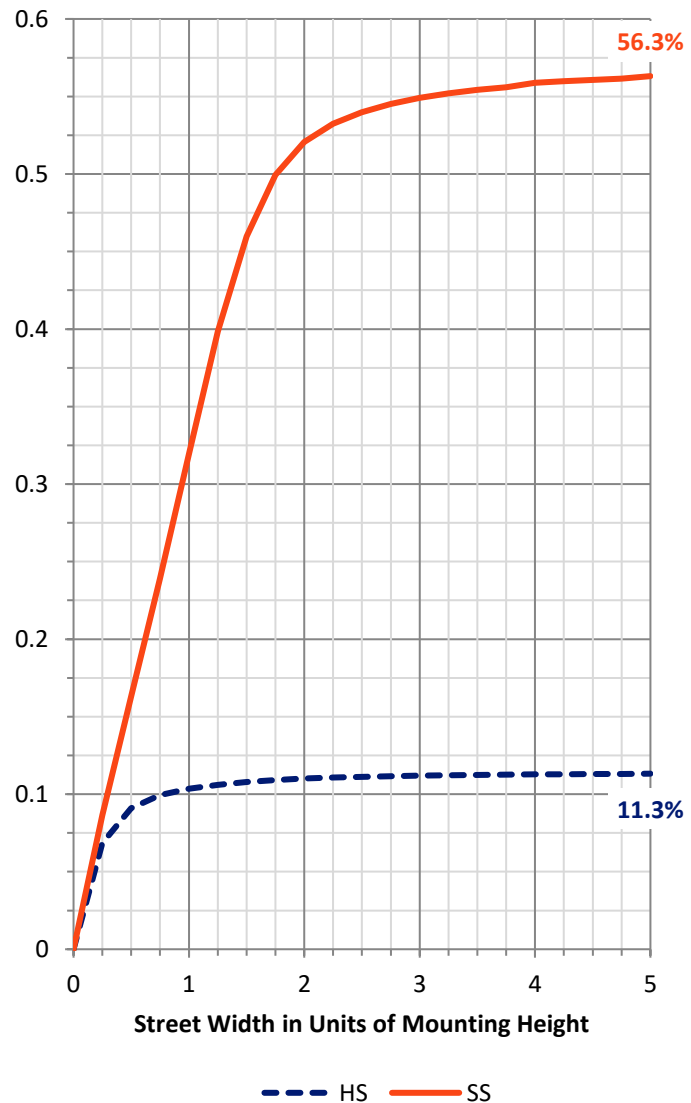
**FLUX DISTRIBUTION:**

		Downward	Upward	Total
<b>House Side</b>	Lumens	508.4	713.1	1221.5
	% Fixture	11.4	16.0	27.5
<b>Street Side</b>	Lumens	2508.6	713.1	3221.7
	% Fixture	56.5	16.0	72.5
<b>Total</b>	Lumens	3017.0	1426.2	4443.2
	% Fixture	67.9	32.1	100.0

**Coefficient of Utilization**

**ZONAL LUMENS:**

Zone	Lumens	% Fixture
0°-10°	54.9	1.2
10°-20°	131.2	3.0
20°-30°	178.5	4.0
30°-40°	243.9	5.5
40°-50°	367.6	8.3
50°-60°	582.5	13.1
60°-70°	771.2	17.4
70°-80°	614.4	13.8
80°-90°	72.8	1.6
90°-100°	4.7	0.1
100°-110°	69.0	1.6
110°-120°	153.0	3.4
120°-130°	223.9	5.0
130°-140°	265.6	6.0
140°-150°	269.3	6.1
150°-160°	231.1	5.2
160°-170°	155.1	3.5
170°-180°	54.3	1.2
0°-90°	3017.0	67.9
0°-180°	4443.2	100.0



REPORT NUMBER: P228056

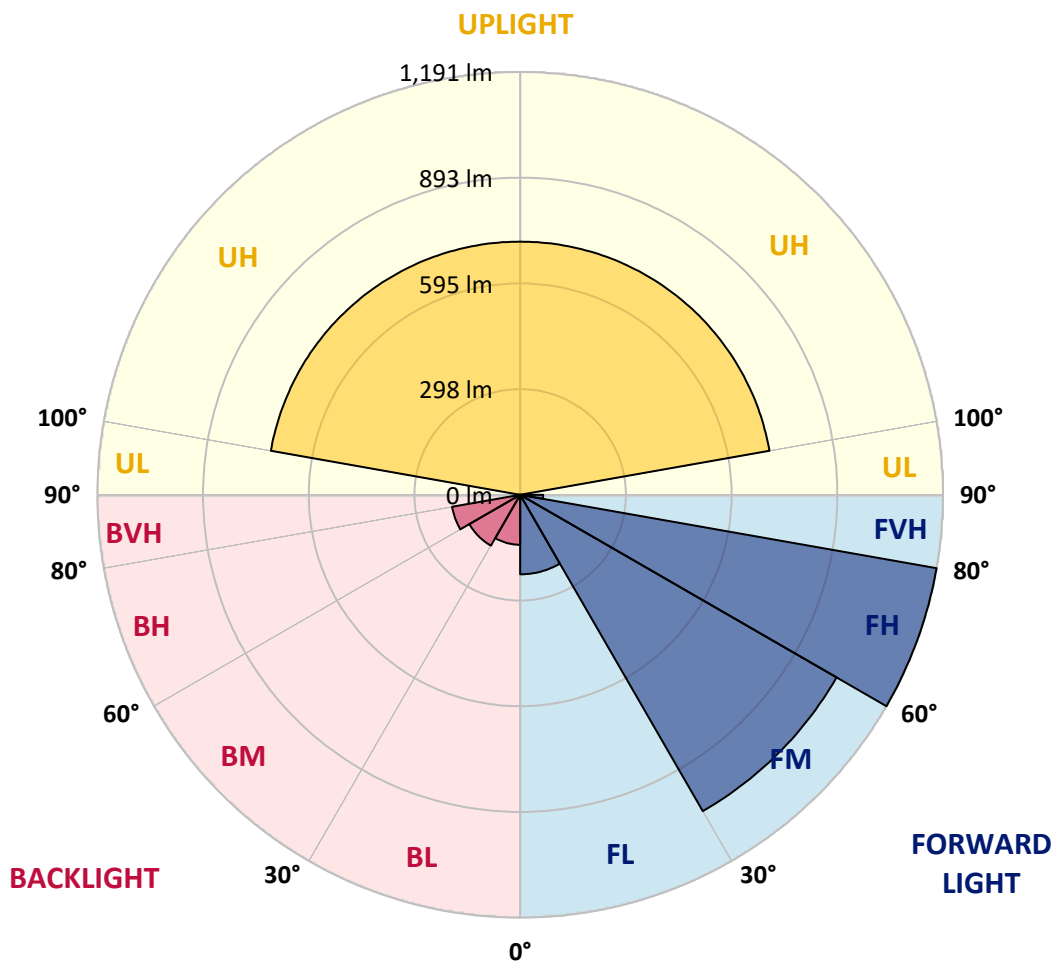
CATALOG NUMBER: ISS-AF-600-LED-E1-SL2-8030-ULG

**LUMINAIRE CLASSIFICATION SYSTEM LUMEN TABLE AND BUG RATING:**

Zone		Lumens	% Fixture	Zone Rating/Lumen Limit		
				B	U	G
FL	(0°-30°)	223.9	5.0			
FM	(30°-60°)	1028.8	23.2			
FH	(60°-80°)	1190.9	26.8			G1/1800
FVH	(80°-90°)	65.0	1.5			G1/100
BL	(0°-30°)	140.7	3.2	B1/500		
BM	(30°-60°)	165.2	3.7	B0/220		
BH	(60°-80°)	194.6	4.4	B1/500		G1/500
BVH	(80°-90°)	7.9	0.2			G0/10
UL	(90°-100°)	4.7	0.1		U1/10	
UH	(100°-180°)	713.1	16.0		U4/1000	

**BUG Rating: B1-U5-G1**

Type III Medium





REPORT NUMBER: P228056

CATALOG NUMBER: ISS-AF-600-LED-E1-SL2-8030-ULG

**CANDELA DISTRIBUTION (FULL):**

	0°	5°	15°	25°	35°	37.5°	40°	42.5°	45°	47.5°	50°
0°	628.7	628.7	628.7	628.7	628.7	628.7	628.7	628.7	628.7	628.7	628.7
2.5°	617.1	615.0	615.0	618.2	623.4	619.2	622.4	622.4	623.4	626.6	627.7
5°	571.8	567.6	571.8	576.1	587.6	585.5	588.7	591.8	598.2	599.2	607.6
7.5°	530.8	528.7	531.8	540.2	555.0	550.8	555.0	559.2	566.6	569.7	578.2
10°	499.2	496.0	500.2	506.5	521.3	520.2	522.3	527.6	536.0	538.1	548.7
12.5°	476.0	476.0	478.1	486.5	499.2	498.1	504.4	507.6	515.0	517.1	528.7
15°	464.4	461.3	465.5	472.8	485.5	485.5	489.7	492.9	503.4	504.4	515.0
17.5°	453.9	454.9	456.0	464.4	476.0	473.9	479.2	481.3	492.9	490.8	503.4
20°	453.9	456.0	454.9	460.2	468.6	464.4	470.7	471.8	484.4	481.3	495.0
22.5°	466.5	468.6	465.5	464.4	467.6	464.4	467.6	469.7	479.2	477.1	489.7
25°	488.6	492.9	488.6	481.3	478.1	469.7	471.8	475.0	482.3	477.1	488.6
27.5°	523.4	526.6	519.2	511.8	497.1	487.6	484.4	483.4	491.8	483.4	492.9
30°	563.4	567.6	561.3	547.6	526.6	510.8	504.4	501.3	506.5	493.9	503.4
32.5°	606.6	610.8	606.6	596.1	567.6	544.5	536.0	528.7	532.9	516.0	520.2
35°	650.8	655.0	659.2	652.9	616.1	589.7	576.1	569.7	568.7	547.6	548.7
37.5°	689.8	694.0	707.7	714.0	680.3	644.5	631.9	618.2	619.2	589.7	589.7
40°	737.2	742.4	760.3	775.1	753.0	709.8	695.1	680.3	680.3	641.3	642.4
42.5°	801.4	807.7	819.3	839.3	832.0	787.7	771.9	751.9	754.0	707.7	706.6
45°	892.0	896.2	896.2	908.8	909.9	867.8	857.2	837.2	841.4	782.5	785.6
47.5°	1009.9	1004.7	983.6	991.0	999.4	955.2	945.7	933.1	938.3	875.1	881.5
50°	1119.5	1115.2	1072.1	1074.2	1104.7	1059.4	1056.3	1040.5	1047.8	984.7	994.1
52.5°	1160.5	1153.2	1110.0	1133.1	1218.5	1193.2	1198.4	1191.1	1195.3	1127.9	1125.8
55°	1114.2	1114.2	1087.9	1130.0	1303.8	1317.4	1360.6	1377.5	1395.4	1328.0	1313.2
57.5°	985.7	994.1	998.3	1073.1	1290.1	1349.0	1431.2	1502.8	1594.4	1590.2	1612.3
60°	773.0	787.7	811.9	934.1	1231.1	1328.0	1434.3	1541.8	1668.1	1749.2	1869.3
62.5°	542.4	555.0	575.0	659.2	1059.4	1225.8	1379.6	1544.9	1706.0	1833.5	1991.4
65°	368.6	381.2	423.4	469.7	639.2	881.5	1116.3	1390.1	1635.5	1872.4	2085.2
67.5°	265.4	272.8	305.4	383.3	425.5	469.7	557.1	879.3	1181.6	1658.7	1969.3
70°	199.0	206.4	235.9	322.3	373.9	385.4	406.5	463.4	540.2	932.0	1339.6
71°	166.4	176.9	212.7	303.3	371.7	381.2	390.7	424.4	449.7	659.2	994.1
72.5°	116.9	124.3	158.0	280.1	357.0	379.1	401.2	400.2	398.1	449.7	601.3
75°	74.8	74.8	74.8	158.0	381.2	367.5	376.0	421.2	398.1	378.1	396.0
77.5°	59.0	57.9	54.8	79.0	298.0	372.8	394.9	406.5	428.6	394.9	377.0
80°	44.2	43.2	43.2	49.5	138.0	241.2	333.8	370.7	386.5	420.2	383.3
82.5°	23.2	23.2	25.3	29.5	51.6	84.2	172.7	284.3	318.0	320.1	323.3
85°	7.4	6.3	8.4	13.7	22.1	27.4	48.4	114.8	170.6	206.4	218.0
87.5°	0.0	0.0	0.0	0.0	0.0	0.0	0.0	3.2	4.2	7.4	9.5
90°	0.0	0.0	0.0	0.0	0.0	0.0	0.0	0.0	0.0	0.0	0.0
92.5°	0.0	0.0	0.0	0.0	0.0	0.0	0.0	0.0	0.0	0.0	0.0
95°	1.0	1.0	1.0	1.0	1.0	1.0	1.0	1.0	1.0	1.0	1.0
97.5°	2.0	2.0	2.0	3.0	4.0	5.2	6.5	7.8	9.0	10.0	11.0
100°	8.0	8.0	10.0	14.0	22.0	24.0	26.0	28.0	30.0	30.5	31.0
102.5°	28.0	28.0	32.0	38.0	45.0	46.2	47.5	48.8	50.0	50.2	50.5
105°	54.0	54.0	56.0	61.0	66.0	67.0	68.0	69.0	70.0	70.2	70.5
107.5°	78.0	77.0	80.0	84.0	88.0	88.8	89.5	90.2	91.0	91.5	92.0



REPORT NUMBER: P228056

CATALOG NUMBER: ISS-AF-600-LED-E1-SL2-8030-ULG

**CANDELA DISTRIBUTION (continued):**

	0°	5°	15°	25°	35°	37.5°	40°	42.5°	45°	47.5°	50°
110°	101.0	102.0	103.0	106.0	110.0	110.5	111.0	111.5	112.0	112.5	113.0
112.5°	124.0	124.0	126.0	129.0	132.0	132.5	133.0	133.5	134.0	134.5	135.0
115°	146.0	147.0	149.0	151.0	154.0	154.5	155.0	155.5	156.0	156.5	157.0
117.5°	169.0	170.0	172.0	174.0	177.0	177.5	178.0	178.5	179.0	179.2	179.5
120°	193.0	195.0	196.0	198.0	201.0	201.2	201.5	201.8	202.0	202.5	203.0
122.5°	219.0	220.0	221.0	223.0	226.0	226.2	226.5	226.8	227.0	227.2	227.5
125°	244.0	246.0	247.0	248.0	251.0	251.2	251.5	251.8	252.0	252.2	252.5
127.5°	267.0	269.0	270.0	272.0	274.0	274.5	275.0	275.5	276.0	276.5	277.0
130°	290.0	292.0	293.0	294.0	298.0	298.2	298.5	298.8	299.0	299.5	300.0
132.5°	313.0	314.0	317.0	318.0	321.0	321.2	321.5	321.8	322.0	322.8	323.5
135°	336.0	337.0	339.0	341.0	345.0	345.0	345.0	345.0	345.0	345.8	346.5
137.5°	359.0	360.0	363.0	364.0	367.0	367.0	367.0	367.0	367.0	367.5	368.0
140°	382.0	383.0	385.0	386.0	388.0	388.2	388.5	388.8	389.0	389.2	389.5
142.5°	404.0	406.0	408.0	407.0	410.0	410.0	410.0	410.0	410.0	410.5	411.0
145°	425.0	426.0	428.0	428.0	431.0	431.2	431.5	431.8	432.0	432.5	433.0
147.5°	444.0	444.0	447.0	448.0	452.0	452.2	452.5	452.8	453.0	453.2	453.5
150°	461.0	462.0	464.0	465.0	469.0	469.2	469.5	469.8	470.0	470.2	470.5
152.5°	479.0	480.0	483.0	482.0	485.0	485.2	485.5	485.8	486.0	486.2	486.5
155°	499.0	500.0	502.0	501.0	503.0	503.0	503.0	503.0	503.0	503.2	503.5
157.5°	513.0	515.0	517.0	516.0	519.0	519.0	519.0	519.0	519.0	519.0	519.0
160°	525.0	527.0	529.0	529.0	532.0	532.0	532.0	532.0	532.0	532.0	532.0
162.5°	535.0	536.0	539.0	538.0	541.0	541.0	541.0	541.0	541.0	541.2	541.5
165°	546.0	547.0	549.0	548.0	552.0	552.0	552.0	552.0	552.0	552.2	552.5
167.5°	555.0	556.0	559.0	558.0	561.0	560.8	560.5	560.2	560.0	560.0	560.0
170°	562.0	563.0	566.0	565.0	567.0	566.8	566.5	566.2	566.0	565.8	565.5
172.5°	565.0	566.0	569.0	567.0	569.0	568.8	568.5	568.2	568.0	568.2	568.5
175°	567.0	569.0	570.0	569.0	572.0	572.0	572.0	572.0	572.0	572.2	572.5
177.5°	572.0	573.0	575.0	574.0	578.0	577.8	577.5	577.2	577.0	577.0	577.0
180°	576.0	576.0	576.0	576.0	576.0	576.0	576.0	576.0	576.0	576.0	576.0





REPORT NUMBER: P228056

CATALOG NUMBER: ISS-AF-600-LED-E1-SL2-8030-ULG

**CANDELA DISTRIBUTION (continued):**

	52.5°	55°	57.5°	60°	62.5°	65°	67.5°	68°	70°	72.5°	75°
0°	628.7	628.7	628.7	628.7	628.7	628.7	628.7	628.7	628.7	628.7	628.7
2.5°	624.5	628.7	625.5	629.8	624.5	630.8	625.5	628.7	629.8	625.5	630.8
5°	602.4	615.0	610.8	620.3	616.1	624.5	620.3	628.7	628.7	625.5	632.9
7.5°	575.0	587.6	588.7	598.2	598.2	608.7	608.7	617.1	621.3	621.3	631.9
10°	547.6	559.2	561.3	571.8	573.9	586.6	586.6	598.2	606.6	609.8	622.4
12.5°	526.6	541.3	541.3	552.9	550.8	569.7	571.8	582.4	590.8	598.2	615.0
15°	513.9	527.6	527.6	539.2	537.1	556.0	559.2	569.7	582.4	586.6	609.8
17.5°	501.3	515.0	511.8	527.6	526.6	547.6	545.5	561.3	571.8	578.2	604.5
20°	490.8	506.5	504.4	520.2	516.0	539.2	539.2	555.0	565.5	570.8	601.3
22.5°	485.5	502.3	498.1	513.9	510.8	533.9	533.9	549.7	561.3	569.7	600.3
25°	485.5	500.2	496.0	513.9	508.7	533.9	532.9	548.7	560.3	567.6	601.3
27.5°	487.6	502.3	499.2	516.0	511.8	533.9	536.0	549.7	561.3	569.7	603.4
30°	495.0	508.7	501.3	517.1	513.9	535.0	533.9	548.7	560.3	570.8	603.4
32.5°	510.8	518.1	508.7	522.3	516.0	537.1	537.1	547.6	561.3	573.9	603.4
35°	532.9	538.1	523.4	532.9	521.3	542.4	541.3	552.9	563.4	573.9	605.5
37.5°	564.5	570.8	547.6	556.0	537.1	553.9	549.7	563.4	573.9	580.3	616.1
40°	611.9	614.0	583.4	589.7	563.4	578.2	567.6	586.6	591.8	596.1	631.9
42.5°	669.8	671.9	632.9	637.1	603.4	616.1	598.2	618.2	625.5	624.5	663.5
45°	741.4	742.4	698.2	701.4	662.4	672.9	650.8	667.7	672.9	669.8	709.8
47.5°	819.3	827.7	778.2	782.5	741.4	746.7	719.3	738.2	738.2	735.1	776.1
50°	922.5	935.2	877.2	883.6	836.2	840.4	808.8	828.8	826.7	818.3	864.6
52.5°	1051.0	1062.6	1001.5	1009.9	959.4	961.5	922.5	945.7	939.4	925.7	979.4
55°	1207.9	1209.0	1152.1	1159.5	1108.9	1105.8	1057.3	1085.8	1076.3	1057.3	1106.8
57.5°	1459.6	1429.1	1335.3	1333.2	1278.5	1274.3	1212.1	1246.9	1231.1	1191.1	1256.4
60°	1865.1	1874.5	1635.5	1598.6	1496.5	1477.5	1395.4	1435.4	1416.4	1351.1	1415.4
62.5°	2093.6	2244.2	2229.4	2096.7	1833.5	1761.9	1622.8	1670.2	1620.7	1524.9	1584.9
65°	2263.1	2467.4	2585.4	2712.8	2594.9	2302.1	1973.5	2039.9	1918.8	1736.6	1794.5
67.5°	2326.3	2572.8	2821.3	3002.4	3125.6	3147.8	2767.6	2785.5	2487.4	2123.1	2130.4
70°	1995.6	2359.0	2845.5	3075.1	3319.4	3439.5	3479.5	3460.5	3267.8	2751.8	2554.8
71°	1691.3	2131.5	2748.6	3004.5	3317.3	3433.1	3538.5	3502.6	3413.1	3001.4	2699.1
72.5°	1145.8	1698.7	2465.3	2789.7	3206.7	3291.0	3448.9	3385.8	3366.8	3187.8	2833.9
75°	539.2	846.7	1603.9	2094.6	2713.9	2795.0	2960.3	2882.4	2832.9	2894.0	2696.0
77.5°	397.0	462.3	880.4	1301.6	1973.5	2088.3	2230.5	2134.7	2071.5	2132.6	1994.6
80°	361.2	363.3	456.0	686.6	1177.4	1245.8	1299.5	1221.6	1125.8	1121.6	994.1
82.5°	332.8	314.9	295.9	363.3	603.4	573.9	530.8	491.8	382.3	306.5	221.2
85°	211.7	231.7	210.6	199.0	240.1	198.0	156.9	150.6	106.4	71.6	66.3
87.5°	14.7	16.8	20.0	23.2	28.4	23.2	14.7	17.9	10.5	0.0	5.3
90°	0.0	0.0	0.0	0.0	0.0	0.0	0.0	0.0	0.0	0.0	0.0
92.5°	0.0	0.0	0.0	0.0	0.0	0.0	0.0	0.0	0.0	0.0	0.0
95°	1.0	1.0	1.0	1.0	1.0	1.0	1.0	1.0	1.0	1.0	1.0
97.5°	12.0	13.0	11.5	10.0	8.5	7.0	6.5	6.4	6.0	5.5	5.0
100°	31.5	32.0	31.5	31.0	30.5	30.0	29.2	29.1	28.5	27.8	27.0
102.5°	50.8	51.0	50.8	50.5	50.2	50.0	49.5	49.4	49.0	48.5	48.0
105°	70.8	71.0	71.0	71.0	71.0	71.0	70.5	70.4	70.0	69.5	69.0
107.5°	92.5	93.0	92.8	92.5	92.2	92.0	91.8	91.7	91.5	91.2	91.0



REPORT NUMBER: P228056

CATALOG NUMBER: ISS-AF-600-LED-E1-SL2-8030-ULG

**CANDELA DISTRIBUTION (continued):**

	52.5°	55°	57.5°	60°	62.5°	65°	67.5°	68°	70°	72.5°	75°
110°	113.5	114.0	114.0	114.0	114.0	114.0	113.8	113.7	113.5	113.2	113.0
112.5°	135.5	136.0	136.0	136.0	136.0	136.0	135.8	135.7	135.5	135.2	135.0
115°	157.5	158.0	158.0	158.0	158.0	158.0	158.0	158.0	158.0	158.0	158.0
117.5°	179.8	180.0	180.2	180.5	180.8	181.0	180.8	180.7	180.5	180.2	180.0
120°	203.5	204.0	204.0	204.0	204.0	204.0	204.0	204.0	204.0	204.0	204.0
122.5°	227.8	228.0	228.0	228.0	228.0	228.0	228.2	228.3	228.5	228.8	229.0
125°	252.8	253.0	253.2	253.5	253.8	254.0	254.0	254.0	254.0	254.0	254.0
127.5°	277.5	278.0	277.8	277.5	277.2	277.0	277.2	277.3	277.5	277.8	278.0
130°	300.5	301.0	301.0	301.0	301.0	301.0	301.2	301.3	301.5	301.8	302.0
132.5°	324.2	325.0	325.0	325.0	325.0	325.0	325.2	325.3	325.5	325.8	326.0
135°	347.2	348.0	348.0	348.0	348.0	348.0	348.2	348.3	348.5	348.8	349.0
137.5°	368.5	369.0	369.0	369.0	369.0	369.0	369.2	369.3	369.5	369.8	370.0
140°	389.8	390.0	390.0	390.0	390.0	390.0	390.5	390.6	391.0	391.5	392.0
142.5°	411.5	412.0	412.0	412.0	412.0	412.0	412.2	412.3	412.5	412.8	413.0
145°	433.5	434.0	433.8	433.5	433.2	433.0	433.2	433.3	433.5	433.8	434.0
147.5°	453.8	454.0	453.5	453.0	452.5	452.0	452.2	452.3	452.5	452.8	453.0
150°	470.8	471.0	470.5	470.0	469.5	469.0	469.0	469.0	469.0	469.0	469.0
152.5°	486.8	487.0	486.8	486.5	486.2	486.0	486.0	486.0	486.0	486.0	486.0
155°	503.8	504.0	503.8	503.5	503.2	503.0	503.2	503.3	503.5	503.8	504.0
157.5°	519.0	519.0	518.5	518.0	517.5	517.0	517.2	517.3	517.5	517.8	518.0
160°	532.0	532.0	531.5	531.0	530.5	530.0	530.0	530.0	530.0	530.0	530.0
162.5°	541.8	542.0	541.5	541.0	540.5	540.0	539.5	539.4	539.0	538.5	538.0
165°	552.8	553.0	552.2	551.5	550.8	550.0	549.5	549.4	549.0	548.5	548.0
167.5°	560.0	560.0	559.5	559.0	558.5	558.0	558.2	558.3	558.5	558.8	559.0
170°	565.2	565.0	564.8	564.5	564.2	564.0	564.5	564.6	565.0	565.5	566.0
172.5°	568.8	569.0	568.5	568.0	567.5	567.0	567.2	567.3	567.5	567.8	568.0
175°	572.8	573.0	572.2	571.5	570.8	570.0	569.5	569.4	569.0	568.5	568.0
177.5°	577.0	577.0	576.2	575.5	574.8	574.0	574.0	574.0	574.0	574.0	574.0
180°	576.0	576.0	576.0	576.0	576.0	576.0	576.0	576.0	576.0	576.0	576.0



REPORT NUMBER: P228056

CATALOG NUMBER: ISS-AF-600-LED-E1-SL2-8030-ULG

**CANDELA DISTRIBUTION (continued):**

	77.5°	80°	85°	90°	95°	100°	102.5°	105°	107.5°	110°	112.5°
0°	628.7	628.7	628.7	628.7	628.7	628.7	628.7	628.7	628.7	628.7	628.7
2.5°	623.4	628.7	630.8	629.8	627.7	625.5	618.2	623.4	616.1	621.3	615.0
5°	626.6	634.0	635.0	632.9	630.8	626.6	614.0	621.3	612.9	617.1	607.6
7.5°	625.5	637.1	638.2	636.1	631.9	624.5	611.9	617.1	603.4	606.6	594.0
10°	620.3	637.1	638.2	632.9	626.6	615.0	600.3	602.4	588.7	588.7	571.8
12.5°	615.0	635.0	640.3	632.9	622.4	606.6	589.7	587.6	571.8	570.8	551.8
15°	615.0	637.1	644.5	635.0	619.2	597.1	577.1	572.9	555.0	549.7	528.7
17.5°	614.0	637.1	647.7	635.0	616.1	587.6	562.4	558.1	535.0	526.6	502.3
20°	612.9	639.2	649.8	632.9	606.6	576.1	547.6	539.2	513.9	500.2	471.8
22.5°	611.9	643.5	651.9	630.8	600.3	561.3	531.8	517.1	487.6	469.7	436.0
25°	617.1	648.7	652.9	628.7	590.8	545.5	513.9	493.9	461.3	438.1	398.1
27.5°	619.2	654.0	655.0	624.5	579.2	528.7	495.0	467.6	430.7	402.3	357.0
30°	625.5	655.0	651.9	616.1	565.5	507.6	472.8	439.1	398.1	361.2	307.5
32.5°	627.7	658.2	649.8	606.6	551.8	486.5	447.6	408.6	359.1	315.9	250.6
35°	631.9	660.3	647.7	601.3	537.1	464.4	421.2	377.0	320.1	265.4	190.6
37.5°	638.2	669.8	652.9	599.2	529.7	445.5	391.8	344.4	273.8	209.6	126.4
40°	654.0	688.7	662.4	602.4	524.4	429.7	363.3	310.7	221.2	154.8	87.4
42.5°	685.6	721.4	686.6	618.2	527.6	416.0	333.8	274.9	167.4	110.6	72.7
45°	733.0	763.5	726.6	644.5	540.2	408.6	306.5	238.0	120.1	88.5	66.3
47.5°	802.5	832.0	785.6	686.6	562.4	405.4	278.0	199.0	92.7	80.0	64.2
50°	894.1	928.8	870.9	753.0	603.4	408.6	247.5	162.2	81.1	77.9	63.2
52.5°	1006.8	1040.5	982.6	850.9	670.8	426.5	214.8	141.1	76.9	76.9	62.1
55°	1134.2	1181.6	1124.7	986.8	775.1	465.5	194.8	133.7	76.9	77.9	61.1
57.5°	1284.8	1324.8	1274.3	1117.4	900.4	529.7	196.9	141.1	76.9	77.9	60.0
60°	1432.2	1481.7	1423.8	1283.7	1043.6	626.6	240.1	179.0	80.0	81.1	60.0
62.5°	1586.0	1623.9	1576.5	1429.1	1205.8	746.7	326.5	259.1	92.7	95.8	64.2
65°	1754.5	1816.6	1767.1	1646.0	1435.4	938.3	490.8	388.6	136.9	111.6	70.6
67.5°	2046.2	2071.5	2047.2	1936.7	1703.9	1096.3	584.5	394.9	136.9	108.5	79.0
70°	2441.1	2384.2	2275.8	2069.4	1732.4	983.6	419.1	241.2	116.9	103.2	83.2
71°	2532.7	2445.3	2285.3	2036.7	1673.4	887.8	325.4	190.6	109.5	101.1	83.2
72.5°	2588.5	2458.0	2215.7	1940.9	1557.6	699.3	214.8	149.5	100.0	95.8	80.0
75°	2515.9	2274.7	1956.7	1679.7	1275.3	363.3	134.8	113.7	85.3	83.2	69.5
77.5°	1997.8	1786.1	1443.8	1220.6	820.4	161.1	96.9	86.4	67.4	65.3	53.7
80°	932.0	747.7	438.1	376.0	258.0	94.8	66.3	59.0	48.4	46.3	37.9
82.5°	169.6	127.4	99.0	95.8	86.4	55.8	39.0	35.8	30.5	29.5	24.2
85°	57.9	55.8	42.1	42.1	43.2	29.5	22.1	21.1	15.8	15.8	10.5
87.5°	1.1	5.3	5.3	7.4	6.3	5.3	2.1	3.2	1.1	3.2	0.0
90°	0.0	0.0	0.0	0.0	0.0	0.0	0.0	0.0	0.0	0.0	0.0
92.5°	0.0	0.0	0.0	0.0	0.0	0.0	0.0	0.0	0.0	0.0	0.0
95°	1.0	1.0	1.0	1.0	1.0	1.0	1.0	1.0	1.0	1.0	1.0
97.5°	4.8	4.5	4.0	4.0	4.0	4.5	4.8	5.0	5.5	6.0	6.5
100°	26.8	26.5	26.0	25.0	26.0	26.5	26.8	27.0	27.8	28.5	29.2
102.5°	48.2	48.5	49.0	48.0	49.0	48.5	48.2	48.0	48.5	49.0	49.5
105°	69.5	70.0	71.0	69.0	71.0	70.0	69.5	69.0	69.5	70.0	70.5
107.5°	91.2	91.5	92.0	91.0	92.0	91.5	91.2	91.0	91.2	91.5	91.8



REPORT NUMBER: P228056  
 CATALOG NUMBER: ISS-AF-600-LED-E1-SL2-8030-ULG

REPORT N  
 CATALOG

**CANDELA DISTRIBUTION (continued):**

**CANDELA**

	77.5°	80°	85°	90°	95°	100°	102.5°	105°	107.5°	110°	112.5°	
110°	113.2	113.5	114.0	113.0	114.0	113.5	113.2	113.0	113.2	113.5	113.8	0°
112.5°	135.5	136.0	137.0	135.0	137.0	136.0	135.5	135.0	135.2	135.5	135.8	2.5°
115°	158.5	159.0	160.0	159.0	160.0	159.0	158.5	158.0	158.0	158.0	158.0	5°
117.5°	180.5	181.0	182.0	180.0	182.0	181.0	180.5	180.0	180.2	180.5	180.8	7.5°
120°	204.5	205.0	206.0	204.0	206.0	205.0	204.5	204.0	204.0	204.0	204.0	10°
122.5°	230.0	231.0	233.0	232.0	233.0	231.0	230.0	229.0	228.8	228.5	228.2	12.5°
125°	254.8	255.5	257.0	256.0	257.0	255.5	254.8	254.0	254.0	254.0	254.0	15°
127.5°	278.8	279.5	281.0	278.0	281.0	279.5	278.8	278.0	277.8	277.5	277.2	17.5°
130°	302.8	303.5	305.0	303.0	305.0	303.5	302.8	302.0	301.8	301.5	301.2	20°
132.5°	326.8	327.5	329.0	327.0	329.0	327.5	326.8	326.0	325.8	325.5	325.2	22.5°
135°	349.5	350.0	351.0	350.0	351.0	350.0	349.5	349.0	348.8	348.5	348.2	25°
137.5°	371.0	372.0	374.0	372.0	374.0	372.0	371.0	370.0	369.8	369.5	369.2	27.5°
140°	393.0	394.0	396.0	394.0	396.0	394.0	393.0	392.0	391.5	391.0	390.5	30°
142.5°	413.8	414.5	416.0	415.0	416.0	414.5	413.8	413.0	412.8	412.5	412.2	32.5°
145°	434.8	435.5	437.0	435.0	437.0	435.5	434.8	434.0	433.8	433.5	433.2	35°
147.5°	453.8	454.5	456.0	453.0	456.0	454.5	453.8	453.0	452.8	452.5	452.2	37.5°
150°	470.0	471.0	473.0	470.0	473.0	471.0	470.0	469.0	469.0	469.0	469.0	40°
152.5°	486.8	487.5	489.0	486.0	489.0	487.5	486.8	486.0	486.0	486.0	486.0	42.5°
155°	504.8	505.5	507.0	505.0	507.0	505.5	504.8	504.0	503.8	503.5	503.2	45°
157.5°	519.2	520.5	523.0	520.0	523.0	520.5	519.2	518.0	517.8	517.5	517.2	47.5°
160°	530.8	531.5	533.0	531.0	533.0	531.5	530.8	530.0	530.0	530.0	530.0	50°
162.5°	538.5	539.0	540.0	537.0	540.0	539.0	538.5	538.0	538.5	539.0	539.5	52.5°
165°	548.5	549.0	550.0	548.0	550.0	549.0	548.5	548.0	548.5	549.0	549.5	55°
167.5°	560.0	561.0	563.0	561.0	563.0	561.0	560.0	559.0	558.8	558.5	558.2	57.5°
170°	567.2	568.5	571.0	569.0	571.0	568.5	567.2	566.0	565.5	565.0	564.5	60°
172.5°	568.8	569.5	571.0	568.0	571.0	569.5	568.8	568.0	567.8	567.5	567.2	62.5°
175°	568.8	569.5	571.0	568.0	571.0	569.5	568.8	568.0	568.5	569.0	569.5	65°
177.5°	574.8	575.5	577.0	574.0	577.0	575.5	574.8	574.0	574.0	574.0	574.0	67.5°
180°	576.0	576.0	576.0	576.0	576.0	576.0	576.0	576.0	576.0	576.0	576.0	70°
												71°
												72.5°
												75°
												77.5°
												80°
												82.5°
												85°
												87.5°
												90°
												92.5°
												95°
												97.5°
												100°
												102.5°
												105°
												107.5°

NUMBER: P228056  
 NUMBER: ISS-AF-600-LED-E1-SL2-8030-ULG

REPORT NUMBER: P  
 CATALOG NUMBER:

**DISTRIBUTION (continued):**

**CANDELA DISTRIBUTION**

115°	117.5°	120°	122.5°	125°	127.5°	130°	135°	145°	155°	165°	110°	115°
628.7	628.7	628.7	628.7	628.7	628.7	628.7	628.7	628.7	628.7	628.7	110°	114.0
620.3	611.9	619.2	611.9	616.1	607.6	612.9	609.8	609.8	606.6	604.5	112.5°	136.0
610.8	600.3	605.5	597.1	601.3	588.7	591.8	586.6	576.1	569.7	561.3	115°	158.0
597.1	581.3	585.5	572.9	576.1	559.2	562.4	552.9	532.9	520.2	507.6	117.5°	181.0
572.9	558.1	559.2	543.4	542.4	525.5	522.3	509.7	480.2	459.2	442.3	120°	204.0
548.7	531.8	529.7	510.8	507.6	487.6	483.4	463.4	420.2	379.1	352.8	122.5°	228.0
523.4	502.3	496.0	476.0	464.4	447.6	436.0	406.5	344.4	290.7	255.9	125°	254.0
495.0	467.6	458.1	434.9	418.1	392.8	376.0	335.9	255.9	198.0	173.8	127.5°	277.0
458.1	428.6	411.8	382.3	360.2	329.6	308.6	257.0	170.6	141.1	138.0	130°	301.0
417.0	382.3	361.2	324.4	297.0	264.3	230.6	173.8	121.1	114.8	119.0	132.5°	325.0
373.9	330.7	303.3	258.0	221.2	183.2	151.6	115.8	99.0	97.9	104.3	135°	348.0
322.3	272.8	233.8	180.1	146.4	116.9	103.2	91.6	84.2	85.3	91.6	137.5°	369.0
265.4	201.1	160.1	112.7	97.9	85.3	83.2	79.0	75.8	77.9	82.1	140°	390.0
198.0	128.5	103.2	81.1	80.0	72.7	74.8	72.7	71.6	72.7	75.8	142.5°	412.0
133.7	85.3	81.1	69.5	71.6	66.3	69.5	68.5	67.4	67.4	69.5	145°	433.0
92.7	70.6	72.7	64.2	67.4	63.2	66.3	65.3	64.2	63.2	64.2	147.5°	452.0
76.9	64.2	67.4	61.1	64.2	60.0	63.2	62.1	61.1	59.0	59.0	150°	469.0
70.6	61.1	64.2	57.9	62.1	56.9	61.1	59.0	56.9	54.8	55.8	152.5°	486.0
68.5	59.0	62.1	55.8	60.0	54.8	57.9	56.9	52.7	51.6	52.7	155°	503.0
66.3	57.9	61.1	54.8	57.9	52.7	55.8	53.7	49.5	48.4	49.5	157.5°	517.0
65.3	55.8	59.0	52.7	55.8	51.6	53.7	51.6	47.4	46.3	46.3	160°	530.0
64.2	54.8	57.9	50.5	53.7	47.4	50.5	48.4	44.2	43.2	43.2	162.5°	540.0
64.2	53.7	55.8	48.4	51.6	45.3	47.4	45.3	43.2	41.1	41.1	165°	550.0
63.2	51.6	54.8	46.3	48.4	43.2	45.3	43.2	40.0	39.0	39.0	167.5°	558.0
63.2	50.5	53.7	45.3	47.4	41.1	43.2	41.1	37.9	36.9	36.9	170°	564.0
66.3	52.7	54.8	46.3	47.4	41.1	42.1	39.0	35.8	35.8	34.8	172.5°	567.0
72.7	59.0	59.0	48.4	48.4	41.1	42.1	37.9	33.7	33.7	33.7	175°	570.0
79.0	65.3	64.2	51.6	50.5	41.1	41.1	35.8	31.6	31.6	31.6	177.5°	574.0
83.2	68.5	66.3	52.7	50.5	40.0	39.0	33.7	29.5	29.5	29.5	180°	576.0
82.1	68.5	65.3	51.6	48.4	37.9	37.9	32.6	28.4	28.4	27.4		
77.9	64.2	61.1	48.4	46.3	35.8	35.8	30.5	26.3	26.3	25.3		
66.3	54.8	51.6	41.1	39.0	31.6	30.5	25.3	23.2	22.1	22.1		
51.6	43.2	40.0	32.6	31.6	25.3	24.2	21.1	19.0	19.0	17.9		
36.9	30.5	28.4	22.1	20.0	16.8	17.9	15.8	14.7	14.7	13.7		
22.1	15.8	15.8	12.6	13.7	10.5	11.6	11.6	10.5	8.4	8.4		
11.6	7.4	9.5	5.3	7.4	3.2	5.3	4.2	4.2	3.2	3.2		
2.1	0.0	1.1	0.0	1.1	0.0	0.0	0.0	0.0	0.0	0.0		
0.0	0.0	0.0	0.0	0.0	0.0	0.0	0.0	0.0	0.0	0.0		
0.0	0.0	0.0	0.0	0.0	0.0	0.0	0.0	0.0	0.0	0.0		
1.0	1.0	1.0	1.0	1.0	1.0	1.0	1.0	1.0	1.0	1.0		
7.0	8.5	10.0	11.5	13.0	12.0	11.0	9.0	4.0	3.0	2.0		
30.0	30.5	31.0	31.5	32.0	31.5	31.0	30.0	22.0	14.0	10.0		
50.0	50.2	50.5	50.8	51.0	50.8	50.5	50.0	45.0	38.0	32.0		
71.0	71.0	71.0	71.0	71.0	70.8	70.5	70.0	66.0	61.0	56.0		
92.0	92.2	92.5	92.8	93.0	92.5	92.0	91.0	88.0	84.0	80.0		

'228056  
 ISS-AF-600-LED-E1-SL2-8030-ULG

REPORT NUMBER: P228056  
 CATALOG NUMBER: ISS-AF-600

**TION (continued):**

**CANDELA DISTRIBUTION (con**

117.5°	120°	122.5°	125°	127.5°	130°	135°	145°	155°	165°		175°	180°
114.0	114.0	114.0	114.0	113.5	113.0	112.0	110.0	106.0	103.0	0°	628.7	628.7
136.0	136.0	136.0	136.0	135.5	135.0	134.0	132.0	129.0	126.0	2.5°	598.2	599.2
158.0	158.0	158.0	158.0	157.5	157.0	156.0	154.0	151.0	149.0	5°	557.1	559.2
180.8	180.5	180.2	180.0	179.8	179.5	179.0	177.0	174.0	172.0	7.5°	498.1	501.3
204.0	204.0	204.0	204.0	203.5	203.0	202.0	201.0	198.0	196.0	10°	427.6	429.7
228.0	228.0	228.0	228.0	227.8	227.5	227.0	226.0	223.0	221.0	12.5°	337.0	337.0
253.8	253.5	253.2	253.0	252.8	252.5	252.0	251.0	248.0	247.0	15°	235.9	238.0
277.2	277.5	277.8	278.0	277.5	277.0	276.0	274.0	272.0	270.0	17.5°	165.3	166.4
301.0	301.0	301.0	301.0	300.5	300.0	299.0	298.0	294.0	293.0	20°	139.0	140.1
325.0	325.0	325.0	325.0	324.2	323.5	322.0	321.0	318.0	317.0	22.5°	124.3	125.3
348.0	348.0	348.0	348.0	347.2	346.5	345.0	345.0	341.0	339.0	25°	110.6	111.6
369.0	369.0	369.0	369.0	368.5	368.0	367.0	367.0	364.0	363.0	27.5°	95.8	96.9
390.0	390.0	390.0	390.0	389.8	389.5	389.0	388.0	386.0	385.0	30°	86.4	87.4
412.0	412.0	412.0	412.0	411.5	411.0	410.0	410.0	407.0	408.0	32.5°	77.9	79.0
433.2	433.5	433.8	434.0	433.5	433.0	432.0	431.0	428.0	428.0	35°	70.6	70.6
452.5	453.0	453.5	454.0	453.8	453.5	453.0	452.0	448.0	447.0	37.5°	65.3	65.3
469.5	470.0	470.5	471.0	470.8	470.5	470.0	469.0	465.0	464.0	40°	60.0	60.0
486.2	486.5	486.8	487.0	486.8	486.5	486.0	485.0	482.0	483.0	42.5°	56.9	56.9
503.2	503.5	503.8	504.0	503.8	503.5	503.0	503.0	501.0	502.0	45°	53.7	53.7
517.5	518.0	518.5	519.0	519.0	519.0	519.0	519.0	516.0	517.0	47.5°	50.5	50.5
530.5	531.0	531.5	532.0	532.0	532.0	532.0	532.0	529.0	529.0	50°	47.4	48.4
540.5	541.0	541.5	542.0	541.8	541.5	541.0	541.0	538.0	539.0	52.5°	44.2	44.2
550.8	551.5	552.2	553.0	552.8	552.5	552.0	552.0	548.0	549.0	55°	41.1	41.1
558.5	559.0	559.5	560.0	560.0	560.0	560.0	561.0	558.0	559.0	57.5°	37.9	39.0
564.2	564.5	564.8	565.0	565.2	565.5	566.0	567.0	565.0	566.0	60°	35.8	35.8
567.5	568.0	568.5	569.0	568.8	568.5	568.0	569.0	567.0	569.0	62.5°	33.7	33.7
570.8	571.5	572.2	573.0	572.8	572.5	572.0	572.0	569.0	570.0	65°	32.6	32.6
574.8	575.5	576.2	577.0	577.0	577.0	577.0	578.0	574.0	575.0	67.5°	30.5	30.5
576.0	576.0	576.0	576.0	576.0	576.0	576.0	576.0	576.0	576.0	70°	28.4	28.4
										71°	27.4	27.4
										72.5°	25.3	25.3
										75°	22.1	21.1
										77.5°	17.9	17.9
										80°	13.7	12.6
										82.5°	8.4	7.4
										85°	3.2	2.1
										87.5°	0.0	0.0
										90°	0.0	0.0
										92.5°	0.0	0.0
										95°	1.0	1.0
										97.5°	2.0	2.0
										100°	8.0	8.0
										102.5°	28.0	28.0
										105°	54.0	54.0
										107.5°	77.0	78.0



REPORT NUMBER: P228056

CATALOG NUMBER: ISS-AF-600-LED-E1-S

**CANDELA DISTRIBUTION (continued):**

	175°	180°
110°	102.0	101.0
112.5°	124.0	124.0
115°	147.0	146.0
117.5°	170.0	169.0
120°	195.0	193.0
122.5°	220.0	219.0
125°	246.0	244.0
127.5°	269.0	267.0
130°	292.0	290.0
132.5°	314.0	313.0
135°	337.0	336.0
137.5°	360.0	359.0
140°	383.0	382.0
142.5°	406.0	404.0
145°	426.0	425.0
147.5°	444.0	444.0
150°	462.0	461.0
152.5°	480.0	479.0
155°	500.0	499.0
157.5°	515.0	513.0
160°	527.0	525.0
162.5°	536.0	535.0
165°	547.0	546.0
167.5°	556.0	555.0
170°	563.0	562.0
172.5°	566.0	565.0
175°	569.0	567.0
177.5°	573.0	572.0
180°	576.0	576.0

(END OF REPORT)

Cooper Lighting Solutions Photometric Lab  
1121 Highway 74 South  
Peachtree City, GA 30269

Scaled Data Report

